

Valves are mounted with four stud bolts. Valve combination varies according to the circuit type. Hence, the mounting bolt kits are available on a combination type basis. When ordering the bolt kit, be sure to give the bolt kit model number from the table below.



MODEL NUMBER DESIGNATION

MBK	-01	-02	-30
Series Number	Size of Modular Valve	Q'TY of Modular Valves	Design Number
MBK: Bolt Kits for Modular Valve	01	01,02,03,04, (Refer to the following chart)	30*

Bolt Kit Structure:

Stud Bolt.....4 Pcs.
Nut.....4 Pcs. } 1 set

MPa {kgf/cm ² }	Nm(kgf-m)
25 {255}	5~6 {0.5~0.6}
25 {255}	6~7 {0.6~0.7}

* Design Standard : 30.....Taiwan Standard "CNS" and European Design Standard
3090.....N. American Design Standard

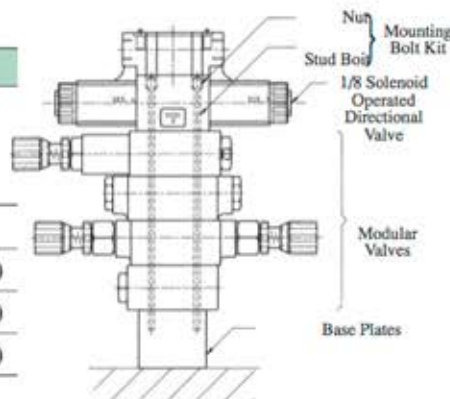
選擇表 BOLT KITS SELECTION CHART

Model Numbers	Quantity of valves to be stacked			Mass g(lbs.)
	Solenoid Operated Directional Valve (DSGY-01, *-DSG-01)	End Plate (MDC-01)	Modular Valve & Connecting Plate (M**-01)	
MBK-01-01-30*	1	0	1	60 (.13)
MBK-01-02-30*	0	1	2	100 (.22)
MBK-01-03-30*	1	0	3	130 (.29)
MBK-01-04-30*	0	1	4	160 (.35)

★ 1 .MBK-01-04-30

The Working Pressure of MBK-01-04-30 Is Less Than 25MPa {255kgf/cm²}.

★ 2 . The solenoid operated directional valve comes with mounting bolts.




01 Series Modular Valve Assembly

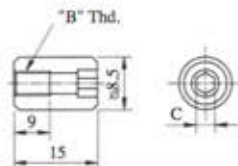
DIMENSIONS

● MBK-01-*-30/3090

Stud Bolt



Nut



Model Numbers	A
MBK-01-01	94(3.70)
MBK-01-02	134(5.28)
MBK-01-03	174(6.85)
MBK-01-04	214(8.43)

Model Numbers	"B"Thd.	C
MBK-01-*-30	M5	4 (.16)
MBK-01-*-3090	No.10-24 UNC	4.7 (5/32)

DIMENSION IN MILLIMETRES (INCHES)